

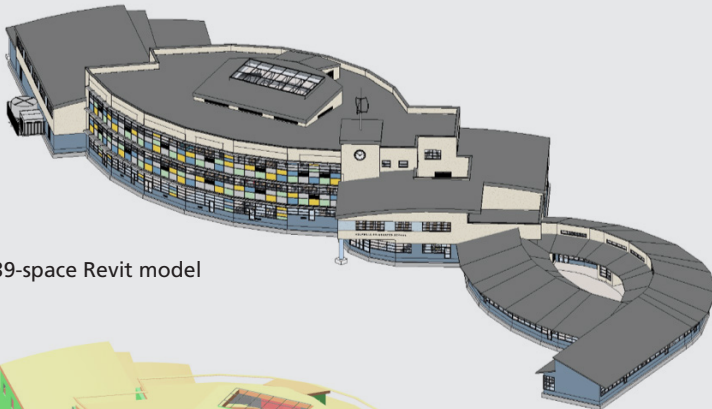


## 3D Productivity Gains

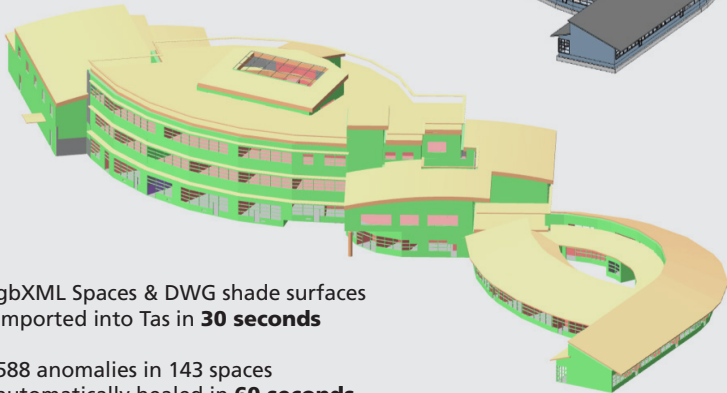
Efficient collaboration with evolving architectural models for site and building analysis

## Building Energy Modeling software

for busy consulting engineering firms



239-space Revit model



gbXML Spaces & DWG shade surfaces imported into Tas in **30 seconds**

588 anomalies in 143 spaces automatically healed in **60 seconds**

### 3D Modeling Environment

Tas utilizes a topologically robust advanced solid modeling engine, supports complex geometry

### gbXML Repair

Import process automatically fixes surface anomalies: incorrect orientation, gaps, and adjacency issues

### gbXML Merge Functionality

Import & Merge feature reduces rework, supports iterative design processes


### 3D CAD/ BIM Data Translation

Supports combined CAD and gbXML data for integrated site and building analysis: daylight, solar, shading

## IT CAN BE DONE!



Calculates direct sun and shortwave diffuse shade



Fully integrated CIE 171 (2006)-compliant Daylight Analysis with CBDM

Monthly subscription with full maintenance & support from \$330

Video and Workbook Training Material Included

(212) 957-5415

support@edsltas.com | www.edsltas.com



EDSL USA, INC. New York, NY 10019